

The Highlands Ranch Guide to Reading Your Water Meter

About Your Water Meter

There are two different types of water meters in Highlands Ranch homes: The Badger Meter and the Metron Meter. Just like reading the odometer on your car, you read a water meter from left to right.

Badger Meter:

These assemblies consist of three components. First is the body which the water passes through. Second is the reader, or odometer, which registers the read. Third is the radio frequency unit or the remote reader.

The radio frequency sends an electronic signal to meter readers to record the current gallons information. The remote reader is connected by a wire, and is generally positioned outside the front of your home.

If you find discrepancies in your meter or remote reader, please contact Centennial Water at 303-791-0430.

How do I read it?

There are seven digits, and all digits need to be read. Looking from left to right, the first digit is in millions of gallons, the second digit is hundreds of thousands of gallons, the third digit is tens of thousands of gallons, the fourth digit is thousands of gallons, the fifth digit is hundreds of gallons, the sixth digit is tens of gallons, and the final far right digit never moves.

The single gallons are indicated by the red sweep hand. On newer meters, a red dial records the smallest amounts of water going through your meter, and can be used to check for leaks.



Metron Meter:



This meter looks a little different from traditional registers, but still consists of the same three components.

How do I read it?

There are seven digits on the Metron Meter, and you will want to include only the first four digits on the left. The dial records very small amounts of water going through your meter, and can be used to check for leaks.

The meter in the diagram to the right shows 8,765,432.1 gallons. For billing purposes, Centennial Water only reads the first four digits – 8,765 gallons. The last three digits will not show on your water bill.

If you find discrepancies in your meter or remote reader, please contact Centennial Water at 303-791-0430.



How Often Is Your Meter Read?

The meter reader drives by your home and records water usage on a bi-monthly basis. Water bills are based on a two-month period, based on billing units per 1,000 gallons of water used.

How Does Your Water Meter Work?

A meter records by a sweeping method. The amount of water that passes through it is measured in gallons. It works just like recording of mileage on an automobile odometer.

About Your Water Meter

How do I record my meter reading?

To start, you may want to record your water usage on a weekly basis. No matter what time frame you choose, write down the entire seven digits, reading left to right, and the date you read the water meter. After you take a second reading, subtract the first reading from the second reading. This will give you the total water usage to the nearest ten gallons over the period between the readings.

What is a creeping water meter?

A water meter is said to be creeping if the dial on your water meter continues to move constantly when there is no water being used in the home and all water fixtures are turned off. The so-called creeping is often indicative of a leak or a drip somewhere in your home's water system. It is your responsibility to find and repair all leaks and drips.

What about meter maintenance?

Because the water meter is the property of Centennial Water, its maintenance and replacement is Centennial Water's responsibility. Please contact Centennial Water at 303-791-7182, ext. 545 if you think your meter is not working properly.

Am I responsible for maintenance of my water meter?

While maintenance of the water meter is performed by Centennial Water, it is your responsibility to keep the meter and the outside remote free and accessible. Please do not restrict the meter reader's ability to read the water meter by covering it.

How do I know if I need a new meter?


If your meter needs to be replaced, you will find a tag hanging on your door notifying you to schedule an appointment for access. In the case of an outside meter, your water will be turned off briefly while your meter is changed.



62 W. Plaza Dr.
Highlands Ranch, CO 80129

The Highlands Ranch Guide to

READING YOUR METER



What is a Water Meter?

Your water meter is a highly accurate and dependable water-measuring device that registers all the water used in your home. Your meter is owned and maintained by Centennial Water & Sanitation District.

Why Read Your Meter?

It can be very useful to become familiar with your water use patterns to avoid unnecessary waste. Knowing how quickly water is used between billing periods can help guide you to use water wisely.

Where is Your Meter Located?

Most water meters are easily accessible, and are usually located in the basement. If you have no basement, it may be located in your garage or crawl space. Most water meters are located on the water pipe where it enters your home.

Contact Us



62 W. Plaza Dr., Highlands Ranch, CO 80129
303-791-0430
www.highlandsranch.org